



QUICK SPECS

Weight	10,417 lbs
Horsepower	39 hp
Digging Depth	11'8"

Makes you the go-to guy for the really tough jobs.

In 1993, Yanmar introduced the world's first zero tail swing excavator. Today, the ViO45-6A turns completely within its own tracks, with the stability of a conventional excavator. So you can trench and dig in the extremely tight spaces that other excavators simply can't get to. Add to that a new 39-hp Tier 4 Final Yanmar diesel engine that sacrifices none of the legendary power and unmatched fuel efficiency that's been part of Yanmar's legacy for more than 100 years, and you'll always be the guy they call when conditions are the toughest.



ViO45-6A

POWERFUL, EFFICIENT
39-HP TIER 4 FINAL
YANMAR DIESEL
ENGINE

VIPPS (VIO
PROGRESSIVE 3-PUMP
HYDRAULIC SYSTEM)

EASY-TO-OPERATE
JOYSTICK CONTROLS
WITH ARMRESTS
REDUCE OPERATOR
FATIGUE

SPRING STEEL
CYLINDER ROD
GUARDS AND HOSE
PROTECTION

4-PILLAR ROPS/FOPS
CANOPY FOR SAFETY

INTEGRATED BOOM
LIGHT PROTECTED
FROM DAMAGE

EASY MAINTENANCE
ACCESS TO EVERY
MAJOR COMPONENT

ANGLED CRAWLER
FRAME REDUCES
FOREIGN MATTER
BUILD-UP

TRAVELING ALARM
SIGNALS WHEN
MACHINE IS MOVED


OPTIONAL ENCLOSED
CAB WITH HEAT & A/C

INNOVATIVE FEATURES



True Zero Tail Swing

Our true zero tail swing technology means no part of the housing extends beyond the tracks. Since the entire machine operates within its tracks, you can work efficiently almost anywhere, with less damage to the machine and the worksite.



Hydraulic Quick Coupler Comes Standard

The standard hydraulic quick coupler makes changing buckets fast and easy. With the exception of fitting and removing the safety lock pin, the entire operation is performed electronically while you're seated in the comfort of the cab. Less hassle. Less downtime. More productivity.

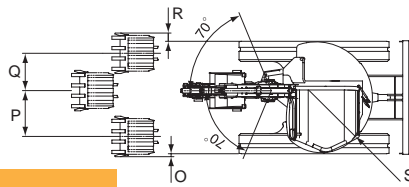


A Cab With Everything At Your Fingertips

The new ViO45-6A comes standard with ECO Mode, Auto-Decel Mode and backfill blade lever-controlled, 2-speed operation incorporated right into the operator's station. Plus you get an innovative LCD monitor, showing key operating information and maintenance notification intervals.

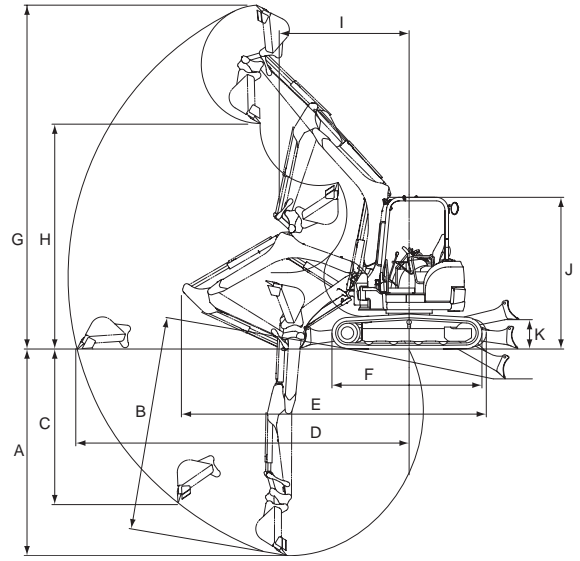
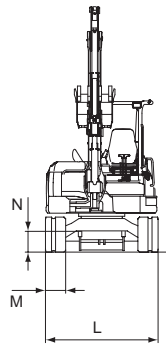


ViO45-6A



Dimensions - ViO45-6A

A 11'8" (3550 mm)	K 1'8" (500 mm)
B 12'3" (3740 mm)	L 6'4.5" (1940 mm)
C 7'10" (2380 mm)	M 1'2" (350 mm)
D 18'10" (5740 mm)	N 1'1.6" (345 mm)
E 17'5" (5320 mm)	O 1.5" (35)
F 8'6" (2590 mm)	P 2'3" (680 mm)
G 18'8" (5700 mm)	Q 2'6" (770 mm)
H 12'1" (3680 mm)	R 5" (125 mm)
I 7'10" (2380 mm)	S R3'2" (R970 mm)
J 8'4" (2540 mm)	



Specifications

Model		ViO45-6A	
Type		Canopy	Cabin
Operating Weight	Rubber Track	lbs (kg)	10417 (4725)
	Steel Track	lbs (kg)	10703 (4855)
Engine	Type	Vertical 4-cylinder water-cooled direct injection diesel engine	
	Model	YANMAR 4TNV88C-PBV	
	Output	HP (kW)/rpm	39 (29.1) / 2400
Performance	Max Digging Force, Bucket / Arm	lbs (kN)	6497 (28.9) / 4676 (20.8)
	Traveling Speed, High / Low	MPH (km / h)	2.9 / 1.5 (4.6 / 2.4)
	Swing Speed	RPM	10
	Boom Swing Angle, (L / R)	degrees	68° / 68°
Ground Contact Pressure	Rubber Track	PSI (kPa)	4.25 (29.3)
	Steel Track	PSI (kPa)	4.42 (30.5)
Hydraulic System	Pump Capacity	GPM (L / min)	11.2 + 11.2 + 9.7 + 2.8 (42.5 + 42.5 + 37 + 10.8)
	Main Relief Set Pressure	PSI (MPa)	3547 x 2 + 3128 + 564 (24.5 x 2 + 21.6 + 3.9)
Undercarriage	Track Type	Rubber or Steel	
Blade Dimensions	Width x Height	ft-in (mm)	6'6" x 14" (1970 x 400)
Fuel tank capacity		Gals (L)	17.4 (66)

Standard Equipment

- Blade
- Boom Swing
- Rubber or Steel Tracks
- Hydraulic Quick Coupler
- 2-way Control Pattern Change
- Auxiliary Valve and Piping (arm end)
- Cylinder Cover (boom, arm, bucket, blade)
- ROPS / FOPS Cabin or Canopy
- Windshield Washer (cabin spec)
- Defroster (cabin spec)
- Joystick Pilot Controls
- Arm Rests (adjustable)
- Suspension and Reclining Seat
- Seat Belt
- Traveling Levers and Pedals
- Traveling Alarm Built-in Type
- Boom Light
- Exterior Canopy or Cabin Work Light
- Operation Manual

Please note that the standard equipment may vary from this list. Consult your Yanmar dealer for confirmation.

Hydraulic PTO

Model	ViO45-6A		
	Output	PSI (MPa)	GPM (L / min)
			2200RPM
Combined Flow, Double Actions	3553 (24.5)	20.9 (79.5)	11.4 (43.4)

Lifting Capacity

LIFT POINT HEIGHT in (mm)	(R) LIFT RADIUS in (mm)											
	RATED LIFT CAPACITY OVER END BLADE DOWN lbs (kg)				RATED LIFT CAPACITY OVER END BLADE UP lbs (kg)				RATED LIFT CAPACITY OVER SIDE BLADE DOWN lbs (kg)			
	MAX	157.5 (4000)	118.1 (3000)	78.7 (2000)	MAX	157.5 (4000)	118.1 (3000)	78.7 (2000)	MAX	157.5 (4000)	118.1 (3000)	78.7 (2000)
157.5 (4000)	*2403 (1090)				*2290 (1040)				1763 (800)			
118.1 (3000)	*2358 (1070)	*2314 (1050)			1543 (700)	1829 (830)			1322 (600)	1587 (720)		
78.7 (2000)	*2425 (1100)	*2645 (1200)	*3306 (1500)		1300 (590)	1719 (780)	*3152 (1430)		1146 (520)	1587 (720)	2425 (1100)	
39.4 (1000)	*2535 (1150)	*3042 (1380)	*4365 (1980)		1256 (570)	1675 (760)	2535 (1150)		1124 (510)	1499 (680)	2204 (1000)	
Ground (0)	*2579 (1170)	*3284 (1490)	*4585 (2080)	*6459 (2930)	1300 (590)	1587 (720)	2358 (1070)	4166 (1890)	1102 (500)	1366 (620)	2028 (920)	3351 (1520)
-39.4 (-1000)	*2667 (1210)	*2910 (1320)	*4232 (1920)	*6393 (2900)	1521 (690)	1587 (720)	2403 (1090)	4387 (1990)	1322 (600)	1344 (610)	1984 (900)	3571 (1620)
-78.7 (-2000)	*2535 (1150)		*2954 (1340)		*2601 (1180)			2469 (1120)	1940 (880)		2116 (960)	

* Rated Hydraulic lift capacity